

Springer

- **Easy maneuvering indoor and outdoor**
- **Lift function for better access & better social integration**
- **Modern looks & highly configurable**



Springer





01

Easy outdoor & indoor maneuvering

- Profiled front & large rear wheels
- 4 shock absorbers with adjustable pressure
- Ground clearance 80 mm
- Anti tipping
- Driving distance up to 20 km
- Front & Rear LED lighting
- Chassis better resistant against water splashing

02

SEAT LIFT up to 350 mm

- Better social interaction
- Better access to places difficult to reach shelves at school, cupboard, drawers,...














03

Great looking, fun design











- Springer + seat lift comes in an attractive design
- Reclinable seat and backrest
 - Swing away controller
 - Adjustable leg- and footrests
- Adjustable armrests
- Adjustable seat
- Accessories & options allow for more individual adjustments



Technical information Springer

 total width	 seat width	 seat inclination	 back inclination	 height armrests	 seat height	 total height	 total length	 seat depth	 back height	 max. users weight
600	260 - 380	15°	-5° / 55°	160-270	530 - 810*	960 - 1230	1010	310-370	370-490	100
600	260 - 380	15°	-5° / 55°	160-270	530 - 810*	960 - 1230	1010	310-370	370-490	100
600	260 - 380	15°	-5° / 55°	160-270	530 - 810*	960 - 1230	1010	310-370	370-490	100

Deviations in sizes and weight (15 mm and 1,5 kg) are possible

 weight	 batteries	 power	 speed	 driving range	 max. slope upwards	 max. slope downwards	 ground clearance	 turning radius	 wheels
90	2x12V 38Ah	2 x 220 W or 2 x 350 W	6 km/h	23 km	10°	10°	70	1400 317,5x57,15	front: air 76,2x260 rear: air 76,2x330,2

